

LORENZO PERUZZI & GIULIANO CESCA

Chromosome numbers of flowering plants from Calabria, S Italy

Abstract

Peruzzi, L. & Cesca, G.: Chromosome numbers of flowering plants from Calabria, S Italy. – Willdenowia 32: 33-44. 2002. – ISSN 0511-9618.

Chromosome numbers of 11 taxa from nine families of Calabrian angiosperms are reported: *Anthyllis hermanniae* $2n = 14$, *Carlina acaulis* subsp. *caulescens* $2n = 20$, *Gentianella crispata* $2n = 56$, *Lupinus graecus* $2n = 50$, *Plantago albicans* $2n = 30$, *P. amplexicaulis* subsp. *amplexicaulis* $2n = 10$, *Ranunculus flammula* subsp. *flammula* $2n = 32$, *Saxifraga aizoides* $2n = 26$, *Staphylea pinnata* $2n = 26$, *Tricholaena teneriffae* $2n = 36$, *Veronica scutellata* $2n = 18$. Most of the reports are the first from Italian populations. Mitotic metaphase microphotographs and haploid idiograms or drawings are presented for all taxa studied. Brief comments are given on karyotype morphology, cytogeography and relationships of selected taxa.

Introduction

Several karyological studies in the Calabrian flora have been carried in the past thirty years (Cesca 1976, 1981, 1982, 1984, Brullo & al. 1989, 1994a-b, Bernardo & al. 1995, Cesca & Peruzzi 2001, 2002), but there is still a lack of knowledge about many endemic or phyto-geographically otherwise interesting taxa. The present contribution results from research in a program of PhD theses on the biosystematics and phytogeography of critical Calabrian species, carried out in the Museum of Natural History and Botanic Garden of the Calabria University.

Material and methods

Plants were collected in situ and karyologically studied after cultivation in the Botanic Garden of the Calabria University. Root tips or young ovules were pretreated in a 0.3% solution of colchicine and fixed in Carnoy, afterwards hydrolysed in 1N HCl and stained with fuchsin. The samples were squashed in acetic orcein for counting and studying the chromosomes. The karyotype formulas according to Levan & al. (1964) are based on the measurements of at least three somatic metaphase plates. The taxa are arranged alphabetically by family, genera and species.

Results and discussion

Carlina acaulis subsp. *caulescens* (Lam.) Schübler & Martens [= *C. acaulis* subsp. *simplex* (Waldst. & Kit.) Nyman] (*Compositae*) – $2n = 20$ (Fig. 1-2)
Italy, Calabria, along the road from S. Donato di Ninea (Cosenza) to Piano di Lanzo, 39°43'N, 16°02'E, 18.7.2001, Bernardo, Passalacqua, Peruzzi & Gargano, cult. Hort. Bot. Calabria University, acc. no. 707.

C. acaulis is a European taxon, widespread from the Pyrenees to the Alps, in the Iberian and the Balkan peninsula, as well as in northeast central Europe (Meusel & Jäger 1992).

According to Webb (1976) two morphs of *C. acaulis* are distinguished: the first one (subsp. *acaulis*) has flower heads sessile on the ground and occurs throughout the range of the species; the second one (subsp. *caulescens*) has flower heads borne on a more or less elongated stem and occurs only in the southern part of the range of the species. The Calabrian population at the Pollino Massif represents the southernmost occurrence of *Carlina acaulis*. The plants clearly belong to subsp. *caulescens*.

Both subspecies have a chromosome number of $2n = 20$ (Fedorov 1969, Borsos 1972, Skalinska & al. 1978, Löve & Löve 1982, Kovanda 1984, Meusel & Kästner 1990, Meusel & Kästner 1994, Druskovic & Lovka 1995). Our report is the first for subsp. *caulescens* in Italy. The karyotype formula is $2n = 2x = 20 = 2sm + 2m + 2st^{sat} + 4sm + 4m + 2st + 2sm + 2st$, the chromosome size ranges between 4.4 and 6 μm .

Gentianella crispata (Vis.) Holub [= *Gentiana crispata* Vis.] (*Gentianaceae*) – $2n = 56$ (Fig. 3-4)
Italy, Calabria, Serra Dolcedorme (Cosenza), 39°54'N, 16°13'E, 26.9.2001, Peruzzi & Gargano, cult. Hort. Bot. Calabria University, acc. no. 119.

G. crispata is an orophilous species, distributed in S Italy and the Balkan Peninsula (Pritchard & Tutin 1972, Pignatti 1982, Greuter & al. 1986).

Only one count, of $2n = 36$ (Löve & Löve 1986), has been reported so far, and it has probably to be referred to another taxon, because of the provenance of the material (Italy, Apulia near Altamura). In fact, the habitat of Altamura is very unsuitable for *G. crispata*, which is known in Italy only from the Serra Dolcedorme (Pollino Massif).

This is the first report of $2n = 56$ for both *Gentiana* L. and *Gentianella* Moench. The nearest chromosome number is $2n = 54$ (Fedorov 1969, Löve & Löve 1986) for *Gentianella uliginosa* (Willd.) Börner, a species from north central Europe. The chromosome size ranges between 2.9 and 5.3 μm .

Tricholaena teneriffae (L. fil.) Link (*Gramineae*) – $2n = 36$ (Fig. 5-6)
Italy, Calabria, Villa S. Giovanni (Reggio Calabria), close to the motorway's exit, 38°14'N, 15°39'E, 15.7.2000, Cesca, cult. Hort. Bot. Calabria University, acc. no. 310.

Tricholaena teneriffae is widespread in SW Asia, North Africa and the Atlantic islands (Clayton 1980) in dry and stony places. In Europe it occurs only in Italy, where it is confined to southernmost Calabria and Sicily (Pignatti 1982).

Our chromosome count, being the first for Europe, confirms the reports from North Africa and Makaronesia (Larsen 1960, Borgen 1970, Gould 1970). The chromosome size ranges between 1 and 3 μm .

Anthyllis hermanniae L. (*Leguminosae*) – $2n = 14$ (Fig. 7-8)
Italy, Calabria, between Capo Rizzuto and Le Castella (Crotone), Soverito, on sandy saline habitats, 38°55'N, 17°04'E, 15.7.2001, Cesca, cult. Hort. Bot. Calabria University, acc. no. 238.

A. hermanniae is a rare species widespread in the Mediterranean basin from Sardinia and Corsica eastwards (Cullen 1968, Pignatti 1982) excluding Sicily (Greuter & al. 1989).

Our count, apparently the first from Italy, confirms the reports by Larsen (1956) and Contandriopoulos & al. (1987). A deviating chromosome number of $2n = 84$ was reported by Cardona & al. (1986). The chromosome size ranges between 1 and 2 μm .

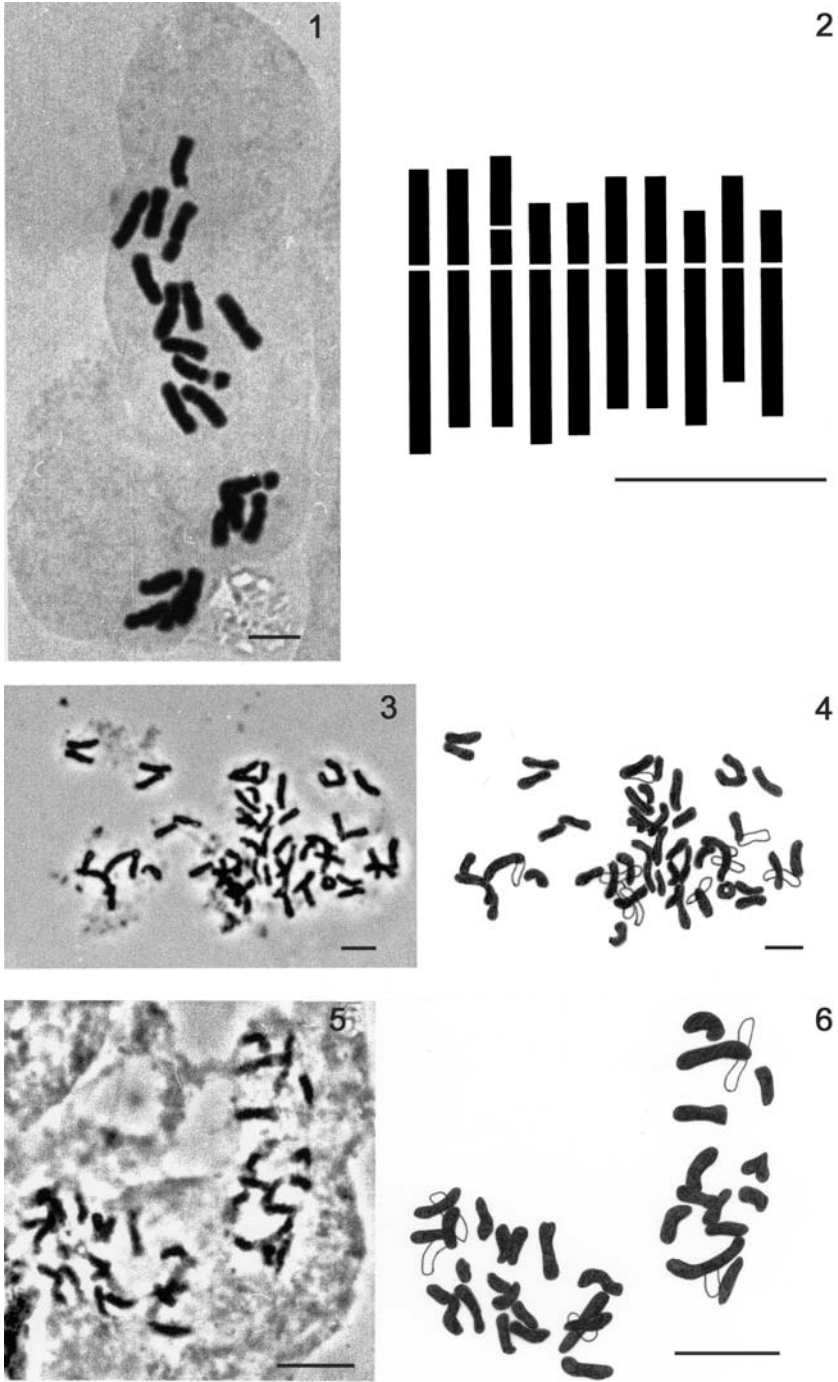


Fig. 1-6. Chromosome complements – microphotographs and haploid idiograms or drawings of: 1-2: *Carlina acaulis* subsp. *caulescens*, $2n = 20$; 3-4: *Gentianella crispata*, $2n = 56$; 5-6: *Tricholaena teneriffae*, $2n = 36$. – Scale bars = 5 μ m.

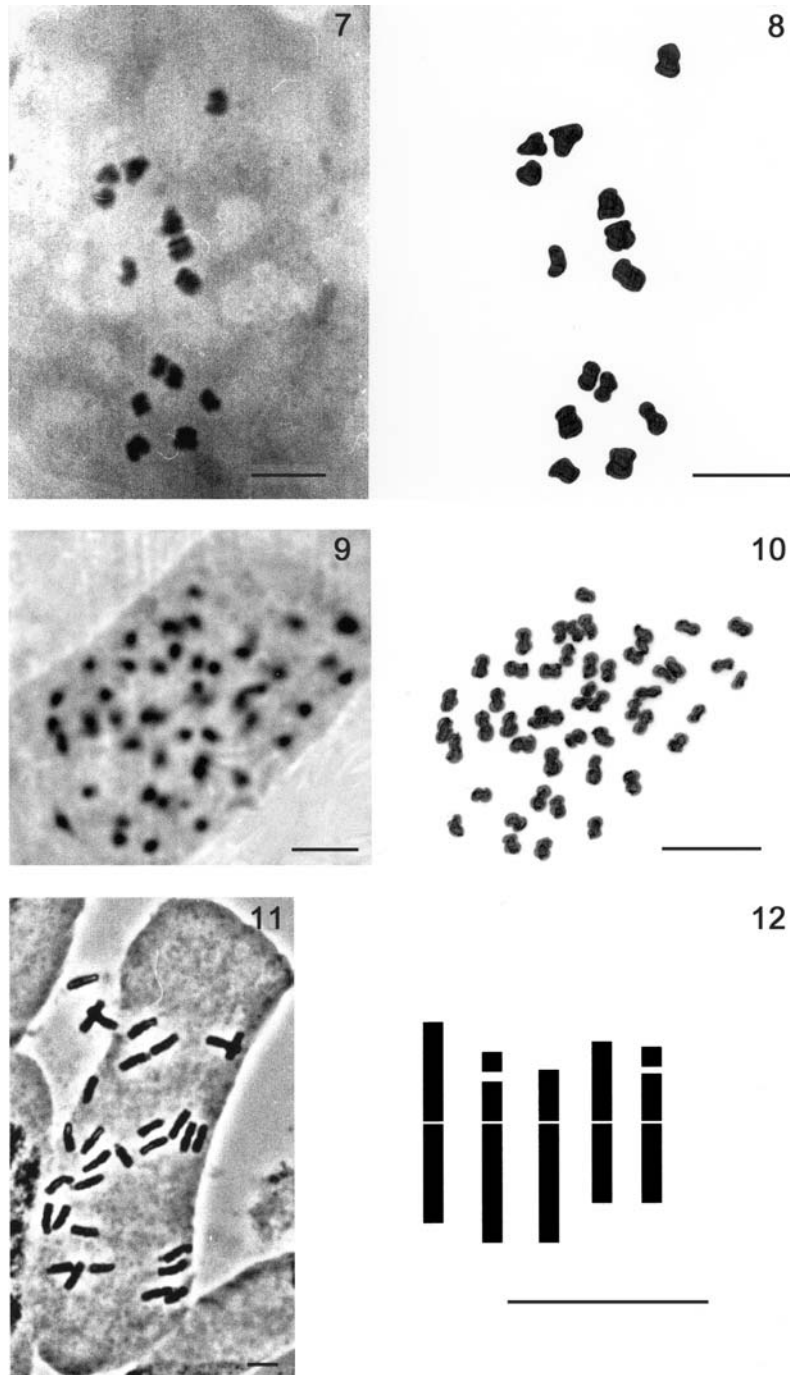


Fig. 7-12. Chromosome complements – microphotographs and haploid idiograms or drawings of: 7-8: *Anthyllis hermanniae*, $2n = 14$; 9-10: *Lupinus graecus*, $2n = 50$; 11-12: *Plantago albicans*, $2n = 6x = 30$. – Scale bars = 5 µm.

Lupinus graecus Boiss. & Spruner [= *Lupinus albus* subsp. *graecus* (Boiss. & Spruner) Franco & P. Silva] (*Leguminosae*) – $2n = 50$ (Fig. 9-10)

Italy, Calabria, Sila, Cecita lake (Cosenza), close to the shore, 39°23'N, 15°33'E, 2.7.2001, Peruzzi, cult. Hort. Bot. Calabria University, acc. no. 226.

This species, only recently reported for Italy from Latium and Calabria (Anzalone & Lattanzi 1989), is widespread in the Balkan Peninsula and Aegean region (Amaral Franco & Pinto da Silva 1968).

Our report is the first from an Italian provenance and agrees with Kuzmanov (1975), who studied plants from the Balkan Peninsula. The number of $2n = 50$ is also reported for the closely related *L. albus* L. (Larsen & Lagaard 1971, Fernandes & al. 1977, Fernandes & Queiros 1978, Ghrabi Gammur & al. 1997). The two taxa can easily be distinguished by the flower colour (purplish-blue and white, respectively) and by the seeds, which are dark variegated in *L. graecus*. The chromosome size ranges between 1 and 2 μm .

Plantago albicans L. (*Plantaginaceae*) – $2n = 30$ (Fig. 11-12)

Italy, Calabria, Capo dell'Armi (Reggio Calabria), 37°57'N, 15°41'E, 23.5.2001, Peruzzi & Passalacqua, cult. Hort. Bot. Calabria University, acc. no. 100.

P. albicans is present in the entire S Mediterranean region (Greuter & al. 1989), but rare in Italy (Liguria, Apulia, Basilicata, Calabria, Sicily, Sardinia), where it is restricted to dry and sandy habitats (Pignatti 1982).

Chromosome numbers of $2n = 10, 12, 20, 24, 30$ (Fedorov 1969, Badr & El-Kholy 1987, Badr & al. 1987, Puech 1987, 1988) were reported for this species from North Africa and Spain. Our count, the first for peninsular Italy, agrees with counts in Sicilian material (Bartolo & al. 1978, Brullo & al. 1985). The karyotype formula is $2n = 6x = 30 = 6M + 6st^{sat} + 6sm + 6M + 6sm$, the chromosome size ranges between 4.1 and 5.7 μm .

Plantago amplexicaulis Cav. subsp. *amplexicaulis* (*Plantaginaceae*) – $2n = 10$ (Fig. 13-14)

Italy, Calabria, Capo S. Giovanni, Bova Marina (Reggio Calabria), 37°56'N, 15°56'E, 23.5.2001, Peruzzi & Passalacqua, cult. Hort. Bot. Calabria University, acc. no. 298.

This taxon is present in the S Mediterranean region (Greuter & al. 1989) and occurs in Italy only in the extreme south of Calabria (Pignatti 1982).

Our count agrees with earlier reports from Calabrian populations (Bartolo & al. 1980, Brullo & al. 1994b) and other Mediterranean provenances (McCullagh, 1934, Runemark 1967, Humpries & al. 1978, Silvestre 1991). The karyotype formula is $2n = 2x = 10 = 2st + 2sm^{sat} + 6m$. The chromosome size ranges between 1.9 and 3 μm .

Ranunculus flammula L. subsp. *flammula* (*Ranunculaceae*) – $2n = 32$ (Fig. 15-16)

Italy, Calabria, Piano della Lacina (Vibo Valentia), along the Alaco river, on marsh habitats, 990 m, 38°36'N, 16°25'E, 28.4.2001, Passalacqua & Ouzonov, cult. Hort. Bot. Calabria University, acc. no. 549.

This taxon is an Eurasiatic element, which is rare in the Mediterranean region (Tutin 1993, Pignatti 1982).

R. flammula is invariably reported as a tetraploid across its entire distribution area (Fedorov 1969, Moore 1973, Agapova 1980, Amadei & al. 1982, Arohonka 1982, Marchi & Visonà 1982, Kapoor & al. 1987, Parfenov & Dmitrieva 1988, Diosdado & Pastor 1991, 1996, Hollingsworth 1992, Javůrková-Jarolimová in Měsíček & Javůrková-Jarolimová 1992, Al-Bermani & al. 1993, Dempsey & al. 1994). Our report from the only Calabrian population known at present corroborates the other reports. The karyotype formula is $2n = 4x = 32 = 8m + 4sm + 4m + 4st^{sat} + 8st + 4m$. The idiogram (Fig. 16) shows the eight chromosomes of the basic set of the tetraploid genome (cf. D'Ovidio & Marchi 1986); the chromosome size ranges between 1.8 and 5.3 μm .

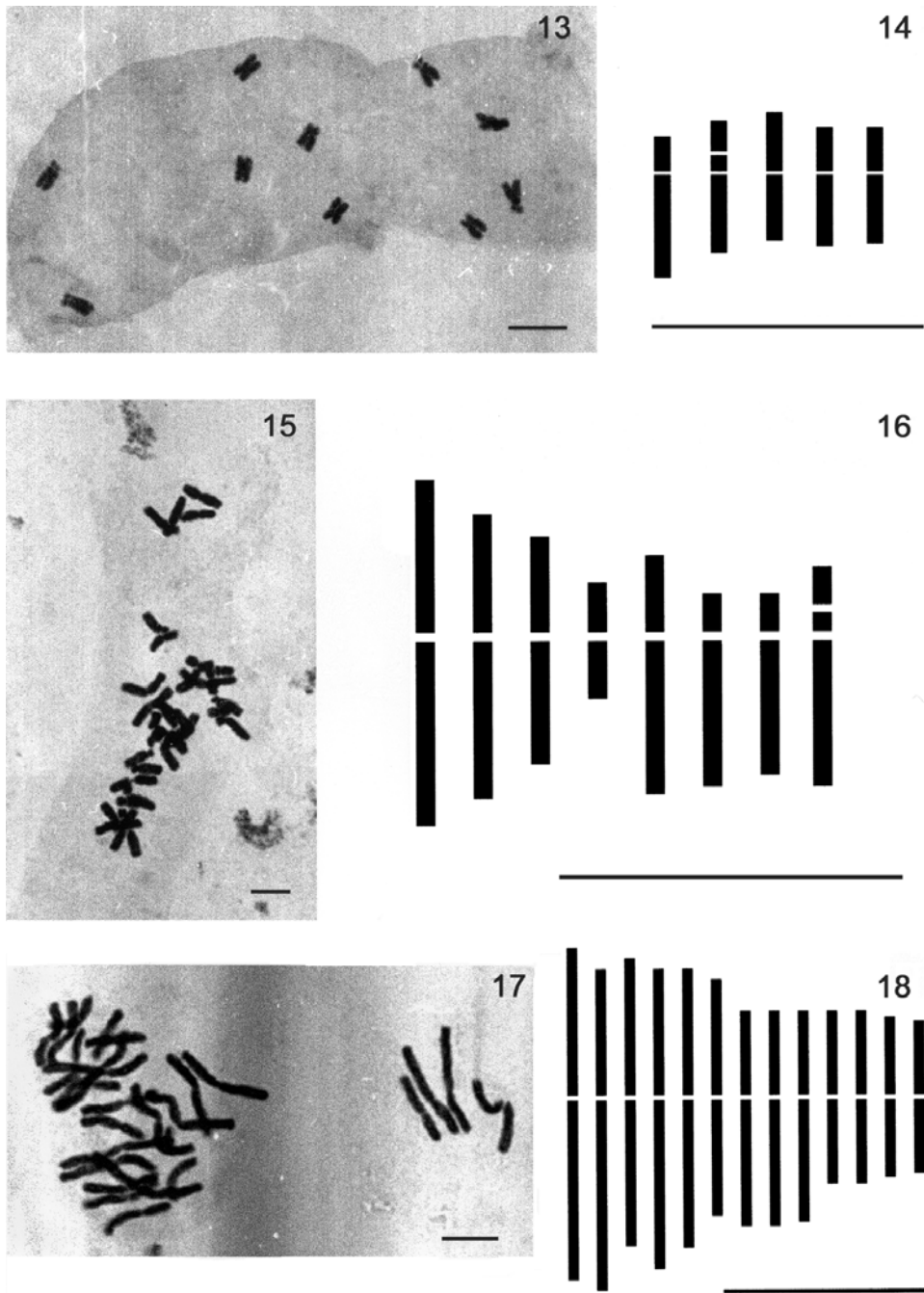


Fig. 13-18. Chromosome complements – microphotographs and haploid idiograms of: 13-14: *Plantago amplexicaulis* subsp. *amplexicaulis*, $2n = 10$; 15-16: *Ranunculus flammula* subsp. *flammula*, $2n = 4x = 32$; 17-18: *Saxifraga aizoides*, $2n = 26$ – Scale bars = 5 μm .

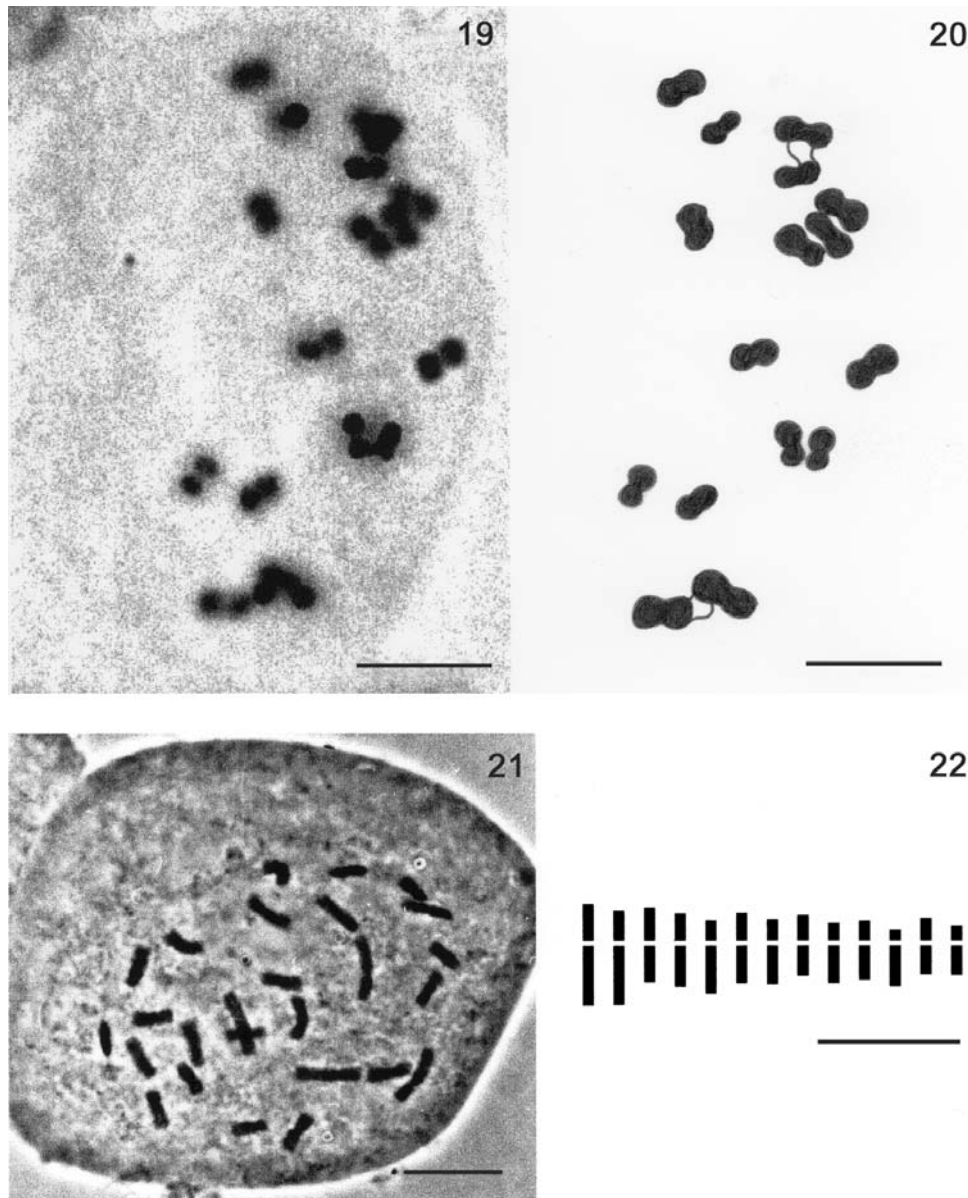


Fig. 19-22. Chromosome complements – microphotographs and drawings or haploid idiograms of: 19-20: *Veronica scutellata*, $2n = 18$; 21-22: *Staphylea pinnata*, $2n = 26$. – Scale bars = 5 μm .

Saxifraga aizoides L. (*Saxifragaceae*) – $2n = 26$ (Fig. 17-18)

Italy, Calabria, Cozzo del Pellegrino, $39^{\circ}45'N$, $16^{\circ}01'E$, 18.7.2001, *Bernardo, Passalacqua, Peruzzi & Gargano*, cult. Hort. Bot. Calabria University, acc. no. 323.

S. aizoides has a circumboreal distribution (Hultén 1958, Meusel & Jäger 1965) and is restricted in Italy to the Alps and the central Apennines (Pignatti 1982). The Calabrian population studied is the southernmost one in Europe and isolated from the main distribution area of the species.

All reports give $2n = 26$ (Skovsted 1934, Böcher 1941, Arwidsson 1943, Löve & Löve 1951, Jörgensen & al. 1958, Packer 1964, Javorska 1965, Mulligan & al. 1972, Engelsjon 1979, Murin & Pačlova 1979, Kűpfer & Rais 1983, Murin & Pačlova 1986). Our count, being the first for Italy, confirms these data. The karyotype formula is $2n = 2x = 26 = 4m + 2M + 4m + 2M + 14 m$. The chromosome size ranges between 5.6 and 10 μm .

***Veronica scutellata* L. (*Scrophulariaceae*) – $2n = 18$ (Fig. 19-20)**

Italy, Calabria, Sila, Macchia Sacra (Cosenza), peaty habitat, 39°18'N, 16°26'E, 5.7.2001, Peruzzi & Passalacqua, cult. Hort. Bot. Calabria University, acc. no. 524.

This species has a circumboreal distribution (Hultén 1958, Meusel & Jäger 1978), is common in wet habitats and rare in peninsular Italy (Pignatti 1982). The Calabrian populations are the southernmost in Europe.

This first count in Italian material revealed a chromosome number of $2n = 18$ as is given in all other reports (Fedorov 1969, Moore 1973, Arohonka 1982, Löve & Löve 1982, Dmitrieva & Parfenov 1983, Probatova & al. 1989, Jankun 1990, Chuang & Heckard 1992, Montgomery & al. 1997). The chromosome size ranges between 1 and 2 μm .

***Staphylea pinnata* L. (*Staphyleaceae*) – $2n = 26$ (Fig. 21-22)**

Italy, Calabria, valley of Rosa river, S. Sosti (Cosenza), 400 m, in damp and shady habitats, 39°40'N, 15°59'E, 28.10.2000, Cesca & Peruzzi, cult. Hort. Bot. Calabria University, acc. no. 242, 795.

S. pinnata is a small tree widespread in south central Europe and extending to peninsular Italy, Bulgaria and W Ukraine (Ball 1968). It is a rare element of thermophilous wood communities (Pignatti 1982).

Our count agrees with earlier reports from south central Europe (Foster 1933, Kiehn & al. 1991, Měšiček in Měšiček & Javůrková-Jarolřimov 1992). An early count of $2n = 24$ (Winge 1917) is probably incorrect. The karyotype formula is $2n = 2x = 26 = 2m + 2sm + 4m + 2sm + 2m + 2sm + 2m + 4sm + 2st + 4sm$. The chromosome size ranges between 1.6 and 3.8 μm .

References

- Agapova, N. D. 1980: Reports. – [In: Löve, . (ed.), IOPB chromosome number reports LXIX]. – Taxon **29**: 703.
- Al-Bermani, A.-K. K. A., Al-Shammary, K. I. A., Gornall, R. J. & Bailey, J. P. 1993: Contribution to a cytological catalogue of the British and Irish flora 3. – *Watsonia* **19**: 169-171.
- Amadei, L., Giordani, A. & Tomei, P. E. 1982: Numeri cromosomici per la flora italiana: 882-888. – *Inform. Bot. Ital.* **14**: 243-247.
- Amaral Franco do, J. & Pinto da Silva, A. R. 1968: *Lupinus* L. – Pp. 105-107 in: Tutin, T. G., Burges, N. A., Chater, A. O., Edmondson, J. R., Heywood, V. H., Moore, D. M., Valentine, D. H., Walters, S. M. & Webb, D. A. (ed.), *Flora europaea* **2**. – Cambridge, etc.
- Anzalone, B. & Lattanzi, E. 1989: Il *Lupinus graecus* Boiss. & Spruner in Italia e osservazioni su *Lupinus termis* Forsskal (1). – *Ann. Bot. (Roma)* **47** (suppl. 6): 115-121.
- Arohonka, T. 1982: Chromosome counts of vascular plants of the island Seili in Nauvo, southwestern Finland. – *Turun Yliopiston Biol.-Laitok. Julkaisuja* **3**: 1-12.
- Arwidsson, T. 1943: Studien ber die Gefapflanzen in den Hochgebirgen der Pite Lappmark. – *Acta Phytogeogr. Suecica* **17**.
- Badr, A. & El-Kholly, M. A. 1987: Chromosomal studies in the Egyptian flora 2. Karyotype studies in the genus *Plantago* L. – *Cytologia* **52**: 725-731.
- , Labani, R. & Elkington, T. T. 1987: Nuclear DNA variation in relation to cytological features of some species in the genus *Plantago* L. – *Cytologia* **52**: 733-737.

- Ball, P. W. 1968: *Staphylea* L. – P. 242 in: Tutin, T. G., Burges, N. A., Chater, A. O., Edmondson, J. R., Heywood, V. H., Moore, D. M., Valentine, D. H., Walters, S. M., Webb, D. A. (ed.), *Flora europaea* **2**. – Cambridge, etc.
- Bartolo, G., Brullo, S. & Pavone, P. 1978: Numeri cromosomici per la flora italiana: 484-493. – *Inform. Bot. Ital.* **10**: 267-269.
- , Terrasi, M. C. 1980: Contributo alla carilogia del genere *Plantago* in Sicilia e Calabria meridionale. – *Giorn. Bot. Ital.* **114**: 100.
- Bernardo, L., Bruno, F., Cesca, G. & Passalacqua, N. G. 1995: Specie critiche della flora calabra: problemi sistematici e nuove segnalazioni. – *Boll. Soc. Sarda Sci. Nat.* **30**: 435-445.
- Böcher, T. W. 1941: On the origin of *Saxifraga nathorsti* (Dusén) v. Hayeck. – *Meddel. Grönland* **131(2)**: 3-12.
- Borgen, L. 1970: Chromosome numbers of Macaronesian flowering plants. – *Nytt Mag. Bot.* **17**: 145-161.
- Borsos, O. 1972: Contribution to the knowledge on the chromosome numbers of phanerogams growing in Hungary and southeastern Europe II. – *Acta Bot. Acad. Sci. Hung.* **17**: 37-46.
- Brullo, S., Pavone, P. & Terrasi, M. C. 1985: Considerazioni carilogiche sul genere *Plantago* in Sicilia. – *Candollea* **40**: 217-230.
- , — & Spampinato, G. 1989: *Allium pentadactyli* (*Liliaceae*), a new species from S Italy. – *Willdenowia* **19**: 115-120.
- , —, Salmeri, C. 1994a: Considerazioni citotassonomiche su *Allium calabrum* (*Alliaceae*), raro endemismo dell'Italia meridionale. – *Giorn. Bot. Ital.* **128**: 246.
- , Guglielmo, A., Pavone, P. & Terrasi, M. C. 1994b: Numeri cromosomici per la flora italiana: 1314-1334. – *Inform. Bot. Ital.* **26**: 200-213.
- Cardona, M. A., Contandriopoulos, J. & Sierra, E. 1986: Étude biosystématique d'*Anthyllis hystrix* de Minorque et d'*A. hermanniae* de la Méditerranée orientale et centrale. – *Orsis* **2**: 5-25.
- Cesca, G. 1976: Ricerche citotassonomiche nelle *Euphorbiaceae*: *Euphorbia fragifera* Jan. ed *E. amygdaloides* L. subsp. *arbuscula* Meusel. – *Giorn. Bot. Ital.* **110**: 440.
- 1981, 1982: Contributi alla conoscenza delle piante di Calabria: 1-9, 10-13. – *Giorn. Bot. Ital.* **115**: 387-390, **116**: 182-186.
- 1984: Note fitogeografiche e citotassonomiche su *Adoxa moschatellina* L., *Tulipa sylvestris* L., *Fritillaria tenella* Bieb. – *Biogeogr.*, ser. 2, **10**: 109-141.
- , Peruzzi, L. 2001: *Isoetes* (*Lycophytina*, *Isoetaceae*) with terrestrial habitat in Calabria (Italy). New karyological and taxonomical data. – *Fl. Medit.* **11**: 303-309.
- , — 2002: *Pinus laricio* Poir. and *Pinus leucodermis* Antoine: karyotype analysis in Calabrian populations (Southern Italy). – *Caryologia* **55**: 21-25.
- Chuang, T. I. & Heckard, L. R. 1992: Chromosome numbers of some North American *Scrophulariaceae*, mostly Californian. – *Madroño* **39**: 137-149.
- Clayton, W. D. 1980: *Tricholaena* Schrader. – P. 264 in: Tutin, T. G., Burges, N. A., Chater, A. O., Edmondson, J. R., Heywood, V. H., Moore, D. M., Valentine, D. H., Walters, S. M. & Webb, D. A. (ed.), *Flora europaea* **5**. – Cambridge, etc.
- Contandriopoulos, J., Noguet, D. & Zevaco-Schmitz, C. 1987: Contribution à l'étude de quelques espèces intéressantes de Corse: cytotaxonomie et comportement écologique. – *Biol.-Ecol. Medit.* **10**: 259-271.
- Cullen, J. 1968: *Anthyllis* L. – P. 242 in: Tutin, T. G., Burges, N. A., Chater, A. O., Edmondson, J. R., Heywood, V. H., Moore, D. M., Valentine, D. H., Walters, S. M. & Webb, D. A. (ed.), *Flora europaea* **2**. – Cambridge, etc.
- Dempsey, R. E., Gornall, R. J. & Bailey, J. P. 1994: Contribution to a cytological catalogue of the British and Irish flora 4. – *Watsonia* **20**: 63-66.
- Diosdado, J. C. & Pastor, J. E. 1991: Estudio citotaxonomico del género *Ranunculus* L. sect. *Flammula* (Webb ex Spach) Freyn en la Península Ibérica. – *Candollea* **46**: 303.

- 1996: Consideraciones citotaxonómicas del género *Ranunculus* L. (*Ranunculaceae*) en la Península Ibérica. – *Anales Jard. Bot. Madrid* **54**: 166-178.
- Dmitrieva, S. A. & Parfenov, V. I. 1983: Hromosomnye čisla nekotoryh vidov flory Belorussii. – *Izv. Akad. Nauk Belorussk. SSR, Ser. Biol. Nauk (Minsk)* **2**: 7-12.
- D'Ovidio, R. & Marchi, P. 1990: DNA content, karyotype structure analysis and karyotype symmetry in *Ranunculus* L. (*Ranunculaceae*). Italian species belonging to sections *Flammula* (Webb) Benson and *Micranthus* (Ovcz.) Nyarady. – *Caryologia* **43**: 99-115.
- Druskovic, B. & Lovka, M. 1995: IOPB chromosome data 9. – *Int. Org. Pl. Biosyst. Newsl.* **24**: 15-19.
- Engelskjon, T. 1979: Chromosome numbers in vascular plants from Norway, including Svalbard. – *Opera Bot.* **52**: 1-38.
- Fedorov, A. A. (ed.) 1969: Hromosomnye čisla cvetkovykh rastenij [Chromosome numbers in flowering plants]. – Leningrad.
- Fernandes, A. & Queiros, M. 1978: Contribution à la connaissance cytotaxonomique des *Spermatophyta* de Portugal. IV. *Leguminosae* (suppl. 3). – *Bol. Soc. Brot.* **52**: 79-164.
- , Santos, M. F. & Queiros, M. 1977: Contribution à la connaissance cytotaxonomique des *Spermatophyta* de Portugal. *Leguminosae*. – *Bol. Soc. Brot.* **51**: 137-186.
- Foster, R. C. 1933: Chromosome numbers in *Acer* and *Staphylea*. – *J. Arnold Arb.* **14**: 386-393.
- Ghrabi Gammari, Z., Puech, S., Zouaghi, M. & Nabli, M. 1997: Mediterranean chromosome number reports 7 (827-830). – *Fl. Medit.* **7**: 221-225.
- Gould, F. W. 1970: Reports. – [In: Löve, Á. (ed.), IOPB chromosome number reports XXV]. – *Taxon* **19**: 102-113.
- Greuter, W., Burdet, H. M. & Long, G. 1986, 1989: Med-Checklist **3-4**. – Genève & Berlin.
- Hollingsworth, P. M., Gornall, R. J. & Bailey J. P. 1992: Contribution to a cytological catalogue of the British and Irish flora 2. – *Watsonia* **19**: 134-137.
- Hultén, E. 1958: The ampho-Atlantic plants and their phytogeographical connections. – Stockholm.
- Humpries, C. J., Murray, B. G., Bocquet, G. & Vasudevan, K. N. 1978: Chromosome numbers of phanerogams from Morocco and Algeria. – *Bot. Not.* **131**: 391-404.
- Jankun, A. 1990: Further studies in chromosome numbers of Polish angiosperms 23. – *Acta Biol. Cracov., Ser. Bot.* **32**: 172-183.
- Javorska, H. 1965: Cytological study of *Saxifraga caesia*, *S. aizoides*, and their putative hybrid *S. caesia* × *S. aizoides*. – Torun.
- Jørgensen, C. A., Sørensen, T. H. & Westergaard, M. 1958: The flowering plants of Greenland. A taxonomical and cytological survey. – *Kongel. Danske Vidensk. Selsk. Biol. Skr.* **9**: 1-172.
- Kapoor, B. M., Ramcharitar S. & Gervais, C. 1987: Liste annotée de nombres chromosomiques de la flore vasculaire du nord-est de l'Amérique. – *Naturaliste Canad.* **114**: 105-116.
- Kiehn, M., Vitek, E., Hellmayr, E., Walter, J., Tschennett, J., Justin, C. & Mann, M. 1991: Beiträge zur Flora von Österreich: Chromosomenzählungen. – *Verh. Zool.-Bot. Ges. Wien* **128**: 19-39.
- Kovanda, M. 1984: Chromosome numbers in selected angiosperms 2. – *Preslia* **56**: 289-301.
- Küpfer, P. & Rais, J. R. 1983: Index des nombres chromosomiques des spermatophytes de la Suisse I. *Saxifragaceae*. – *Bot. Helv.* **93**: 11-25.
- Kuzmanov, B. A. 1975: Reports. – [In: Löve, Á. (ed.), IOPB chromosome number reports XLIX]. – *Taxon* **24**: 501-516.
- Larsen, K. 1956: Chromosome studies in some Mediterranean and South European flowering plants. – *Bot. Not.* **109**: 293-307.
- 1960: Cytological and experimental studies on the flowering plants of the Canary Islands. – *Kongl. Danske Vidensk. Selsk. Biol. Skr.* **11(3)**: 1-60.
- , Lagaard, S. 1971: Chromosome studies of the Sicilian flora. – *Bot. Tidsskr.* **66**: 249-268.
- Levan, A., Fredga, K. & Sandberg, A. A. 1964: Nomenclature for centromeric position on chromosomes. – *Hereditas* **52**: 201-220.

- Löve, Á. & Löve, D. 1951: Studies on the origin of the Icelandic flora. II. *Saxifragaceae*. – Svensk Bot. Tidskr. **45**: 368-399.
- 1982: Reports. – [In: Löve, Á. (ed.), IOPB chromosome number reports LXXVI]. – Taxon **31**: 583-587.
- 1986: Reports. – [In: Löve, Á. (ed.), IOPB chromosome number reports XCIII]. – Taxon **35**: 897-899.
- Marchi, P. & Visonà, L. 1982: Numeri cromosomici per la flora italiana: 889-905. – Inform. Bot. Ital. **14**: 248-258.
- McCullagh, D. 1934: Chromosome and chromosome morphology in *Plantaginaceae* I. – Genetica **16**: 1-44.
- Měsíček, J. & Javůrková-Jarolímová, V. 1992: List of chromosome numbers of the Czech vascular plants. – Praha.
- Meusel, H. & Jäger, J. (ed.) 1965, 1978, 1992: Vergleichende Chorologie der Zentraleuropäischen Flora **1-3**. – Jena.
- & Kästner, A. 1990, 1994: Lebensgeschichte der Gold- und Silberdisteln. Monographie der Mediterran-Mitteleuropäischen Compositen-Gattung *Carlina* I-II. – Österr. Akad. Wiss., Math.-Naturwiss. Kl., Denkschr. **127**, **128**.
- Montgomery, L., Khalaf, M., Bailey, J. P. & Gornal, K. J. 1997: Contributions to a cytological catalogue of the British and Irish flora 5. – Watsonia **21**: 365-368.
- Moore, R. J. 1973: Index to plant chromosome numbers 1967-1971. – Regnum Veg. **90**.
- Mulligan, G. A., Cody, W. J. & Grainger, N. 1972: Reports. – [In: Löve, Á., IOPB chromosome number reports XXXV]. – Taxon **21**: 495-500.
- Murin, A. & Pačlova, L. 1979: Reports. – [In: Löve, Á., IOPB chromosome number reports LXIV]. – Taxon **28**: 403-405.
- 1986: Karyological study of the Slovak flora IX. – Acta Fac. Rerum Nat. Univ. Comenianae, Bot. **33**: 45-48.
- Packer, J. G. 1964: Chromosome numbers and taxonomic notes on western Canadian and Arctic plants. – Canad. J. Bot. **42**: 473-494.
- Parfenov, V. I. & Dmitrieva, S. A. 1988: Kariologičeskaja karakteristika predstavitelej flory sosudistyh rastenij Berezinskogo Biosfernogo Zapovednika. – Zapov. Belorussii Issl. **12**: 3-8.
- Pignatti, S. 1982: Flora d'Italia **1-3**. – Bologna.
- Pritchard, M. & Tutin, T. G. 1972: *Gentianella* Moench. – Pp. 63-67 in: Tutin, T. G., Burges, N. A., Chater, A. O., Edmondson, J. R., Heywood, V. H., Moore, D. M., Valentine, D. H., Walters, S. M. & Webb, D. A. (ed.), Flora europaea **3**. – Cambridge, etc.
- Probatova, N. S., Sokolovskaya, A. P. & Rudyka, E. G. 1989: Chromosome numbers in some species of vascular plants from Kunashir Island (the Kuril Islands). – Bot. Žžurn. **74**: 1675-1678.
- Puech, S. 1987: Fertilité, aptitudes germinatives et caryotype dans deux populations de *Plantago albicans* L. (*Plantaginaceae*) en Tunisie. – Bull. Soc. Bot. France **135** (Lettres Bot.): 145-154.
- 1988: Graines, aptitudes germinatives et caryotype de populations de *Plantago albicans* L. (*Plantaginaceae*) de Tunisie 2. – Bull. Soc. Bot. France **135** (Lettres Bot.): 353-359.
- Runemark, H. 1967: Studies in the Aegean flora X. Cytologic and morphologic notes on *Plantago*. – Bot. Not. **120**: 9-16.
- Silvestre, S. 1991: Números cromosómicos de plantas occidentales, 639-648. – Anales Jard. Bot. Madrid **48**: 639-648.
- Skalinska, M., Pogan, E. & Czapik, R. 1978: Further studies in chromosome numbers of Polish angiosperms XI. – Acta Biol. Cracov., Ser. Bot. **21**: 31-63.
- Skovsted, A. 1934: Cytological studies in the tribo *Saxifrageae*. – Dansk Bot. Ark. **8(5)**: 1-52.
- Tutin, T. G. 1993: *Ranunculus* L. – Pp. 269-286 in: Tutin, T. G., Burges, N. A., Chater, A. O., Edmondson, J. R., Heywood, V. H., Moore, D. M., Valentine, D. H., Walters, S. M. & Webb, D. A. (ed.), Flora europaea, ed. 2, **1**. – Cambridge, etc.

- Vasudevan, K. N. 1975: Contribution to the cytotaxonomy and cytogeography of the flora of the western Himalayas (with an attempt to compare it with the flora of the Alps) II. – Ber. Schweiz. Bot. Ges. **85**: 210-252.
- Webb, D. A. 1976: *Carlina* L. – Pp. 208-211 in: Tutin, T. G., Burges, N. A., Chater, A. O., Edmondson, J. R., Heywood, V. H., Moore, D. M., Valentine, D. H., Walters, S. M. & Webb, D. A. (ed.), *Flora europaea* **4**. – Cambridge, etc.
- Winge, Ö. 1917: The chromosomes. Their numbers and general importance. – Compt. Rend. Trav. Lab. Carlsberg **13**: 131-275.

Address of the authors:

L. Peruzzi and G. Cesca, Museo di Storia Naturale della Calabria ed Orto Botanico, Università della Calabria, 87036 Arcavacata di Rende (Cosenza), Italy; e-mail: peruzzi@unical.it, cesca@unical.it